



### District Report Card: 2017


<b>State:</b> Rajasthan	<b>District:</b> Nagaur
<b>Class:</b> 5	<b>Subject:</b> Mathematics
<b>Schools:</b> 60	<b>Students:</b> 928


### Participation/Coverage


#### Students

<div>GENDER</div> <div></div>	Boys				Girls			
	Number		%		Number		%	
	393		42.35		535		57.65	

<div>AREA</div> <div></div>	Rural				Urban			
	Number		%		Number		%	
	922		99.35		6		0.65	

<div>CATEGORY</div> <div></div>	SC		ST		OBC		GEN	
	Number	%	Number	%	Number	%	Number	%
	371	39.98	1	0.11	457	49.25	99	10.67

<div>CWSN</div> <div></div>	LD	VI	HI	S&LD	ID	Oth
	1	3	1	0	1	15

<div>Management</div> <div></div>	Government			Government-aided		
	Number		%	Number		%
	928		100.00	0		0.00

### Average Performance of Students in Mathematics (%)

Overall	Gender		Area		Management		Social Group			
	Male	Female	Rural	Urban	Govt.	Aided	SC	ST	OBC	GEN
<b>76.34</b>	<b>75.71</b>	<b>76.81</b>	<b>76.38</b>	<b>70.00</b>	<b>76.34</b>	<b>0.00</b>	<b>74.36</b>	<b>100.00</b>	<b>77.80</b>	<b>76.84</b>

## Performance on Learning Outcomes (LOs)

Learning Outcomes	Description	Average Performance(%)
M401	Applies operations of numbers in daily life situations	70.04
M412	Explores the area and perimeter of simple geometrical shapes (triangle, rectangle, square) in terms of given shape as a unit	82.56
M418	Calculates time intervals/duration of familiar daily life events by using forward or backward counting/addition and subtraction	85.59
M421	Represent the collected information in tables and bar graphs and draws inferences from these	61.96
M501	Reads and writes numbers bigger than 1000 being used in her/his surroundings	86.64
M504	Estimates sum, difference, product and quotient of numbers and verifies the same using different strategies like using standard algorithms or breaking a number and then using operation	74.95
M505	Finds the number corresponding to part of a collection	78.05
M506	Identifies and forms equivalent fractions of a given fraction	63.69
M508	Converts fractions into decimals and vice versa	77.48
M509	Classifies angles into right angle, acute angle, obtuse angle and represents the same by drawing and tracing	79.40
M512	Relates different commonly used larger and smaller units of length, weight and volume and converts larger units to smaller units and vice versa	83.58
M513	Estimates the volume of a solid body in known units.	61.59
M514	Applies the four fundamental arithmetic operations in solving problems involving money, length, mass, capacity and time intervals	76.66
M515	Identifies the pattern in triangular numbers and square number	76.08
M516	Collects data related to various daily life situations, represents it in tabular form and as bar graphs and interprets it	80.63

Range of Performance of Students who Answered Correctly							
Below 30%		30% - 50%		50% - 75%		Above 75%	
Number	%	Number	%	Number	%	Number	%
30	3.23	66	7.11	291	31.36	541	58.30

## Lowest Performing Learning Outcomes (LOs)

- 1 - Estimates the volume of a solid body in known units. (61.59)
- 2 - Represent the collected information in tables and bar graphs and draws inferences from these (61.96)
- 3 - Identifies and forms equivalent fractions of a given fraction (63.69)
- 4 - Applies operations of numbers in daily life situations (70.04)
- 5 - Estimates sum, difference, product and quotient of numbers and verifies the same using different strategies like using standard algorithms or breaking a number and then using operation (74.95)